

# MODULAR CONTACTOR R25-.. 4-pole, 2TE, low noise

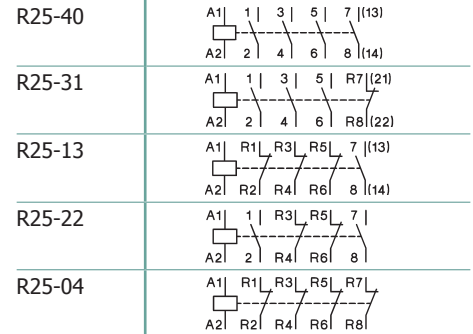
Technical Data acc. to IEC/EN60947-4-1, IEC/EN60947-5-1, VDE 0660

		Type	R25..
<b>Main Contacts</b> <sup>1) 2) 3)</sup>			
Rated insulation voltage $U_i$		V~	440 <sup>4)</sup>
Rated operation voltage $U_e$		V~	440
Frequency of operations $z$	AC1, AC3	1/h	300
Mechanical life		$S \times 10^6$	1
<b>Utilization category AC1 / AC7a, Switching of resistive load</b>			
Rated operational current $I_e (=I_{th})$	open	at 60°C	<b>A</b> <b>25</b>
Contact life		$S \times 10^6$	0,1
Minimum switch voltage		V/mA	24/100
Short time current	10s-current	A	72
Power loss per pole at $I_e/AC1$		W	2
<b>Utilization category AC2 and AC3 / AC7b, Switching of three-phase motors</b>			
Rated operational current $I_e$		A	9
Rated operational power	220V	kW	2,2
50-60Hz	230-240V	kW	2,5
	380-415V	kW	4
Contact life		$S \times 10^6$	0,15
<b>Power consumption of coils</b>			
AC operated		inrush	VA
		sealed	VA
			W
			20-25
			4-6
			1,5-2,5
Ac and DC operated			W
			3-4
<b>Operation range of coils</b>			
in multiples of control voltage $U_s$		-40°C to +40°C	0,85-1,1
<b>Maximum ambient temperature</b>			
		open	°C
		enclosed	°C
			-40 to +60
			-40 to +40
Storage			°C
			-50 to +90
<b>Short circuit protection</b>			
Max. fuse Coordination-type "1"		gL (gG)	A
Rated short circuit current		"r"	kA
		"Iq"	kA
			35
			3
			10
<b>Switching time at control voltage <math>U_s \pm 10\%</math></b>			
		make time	ms
		release time	ms
		arc duration	ms
			9-15
			4-8
			10-15
<b>Cable cross-sections</b>			
Main connector		solid or stranded	mm <sup>2</sup>
		flexible	mm <sup>2</sup>
		flexible with multicore cable end	mm <sup>2</sup>
			1,5-10
			1,5-6
			1,5-6
Clamps per pole			1
Magnetic coil		solid or stranded	mm <sup>2</sup>
		flexible	mm <sup>2</sup>
		flexible with multicore cable end	mm <sup>2</sup>
			0,75-2,5
			0,5-2,5
			0,5-1,5
Clamps per pole			1
<b>Auxiliary Contacts</b> <sup>1) 2) 3)</sup>			
Rated insulation voltage $U_i$		V~	440 <sup>4)</sup>
Thermal rated current = $I_{th}$	40°C	A	25
Ambient temperature	60°C	A	25
<b>Utilization category AC15</b>			
Rated operational current $I_e$	220-240V	A	3
	380-415V	A	2
	440V	A	1,6
<b>Utilization category DC13</b>			
Rated operational current $I_e$	24-60V	A	2
per pole	110V	A	0,4
	220V	A	0,1
<b>Short circuit protection</b>			
Short-circuit current 1kA, contact welding not accepted, max. fuse size		gL (gG)	A
			10



Example

## Wiring diagrams



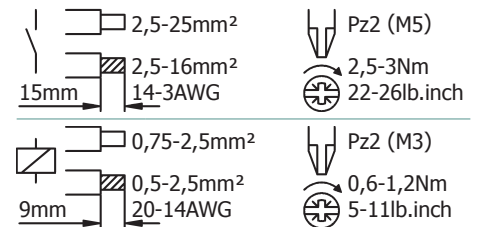
## Gewicht

0,22kg

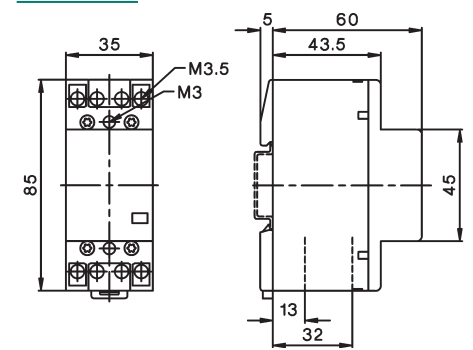
## Coil voltages

R25-.. 230	220-240V 50Hz / 230-264V 60Hz
R25-.. 24	24V 50/60Hz
R25-.. 200FR	180-210V 50Hz / 200-240V 60Hz

## Cable cross-sections, screw driver, tightening torque



## Dimensions



- 1) Rated frequency 50/60Hz
- 2) Max. occ switching overvoltage < 4kV
- 3) Duty cycle: 100%
- 4) Suitable for: earthed-neutral systems, overvoltage category I to III, pollution degree 3 (standard-industrie): Uimp = 4kV

Technical data are subject to change without notice

Benedict GmbH  
Lieblgasse 7, A-1220 Vienna  
Tel.: +43 1 251 51-0  
Fax: +43 1 251 51-89

e-mail: sales@benedict.at  
www.benedict.at