

MODULAR CONTACTOR R25-.. 4-pole, low noise

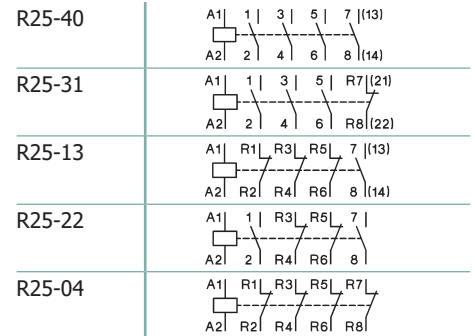
Technical Data acc. to IEC/EN60947-4-1, IEC/EN60947-5-1, VDE 0660

		Type	R25..
Main Contacts ^{1) 2) 3)}			
Rated insulation voltage U_i		V~	440 ⁴⁾
Rated operation voltage U_e		V~	440
Frequency of operations z	AC1, AC3	1/h	300
Mechanical life		$S \times 10^6$	1
Utilization category AC1 / AC7a, Switching of resistive load			
Rated operational current $I_e (=I_{th})$	open	at 60°C	A 25
Contact life		$S \times 10^6$	0,1
Minimum switch voltage		V/mA	24/100
Short time current	10s-current	A	72
Power loss per pole at $I_e/AC1$		W	2
Utilization category AC2 and AC3 / AC7b, Switching of three-phase motors			
Rated operational current I_e		A	9
Rated operational power	220V	kW	2,2
50-60Hz	230-240V	kW	2,5
	380-415V	kW	4
Contact life		$S \times 10^6$	0,15
Power consumption of coils			
AC operated		inrush	VA 20-25
		sealed	VA 4-6
		W	1,5-2,5
Ac and DC operated		W	3-4
Operation range of coils			
in multiples of control voltage U_s		-40°C to +40°C	0,85-1,1
Maximum ambient temperature			
		open	°C -40 to +60
		enclosed	°C -40 to +40
Storage		°C	-50 to +90
Short circuit protection			
Max. fuse Coordination-type "1"		gL (gG)	A 35
Rated short circuit current		"r"	kA 3
		"Iq"	kA 10
Switching time at control voltage $U_s \pm 10\%$			
		make time	ms 9-15
		release time	ms 4-8
		arc duration	ms 10-15
Cable cross-sections			
Main connector	solid or stranded	mm ²	1,5-10
	flexible	mm ²	1,5-6
	flexible with multicore cable end	mm ²	1,5-6
Clamps per pole			1
Magnetic coil	solid or stranded	mm ²	0,75-2,5
	flexible	mm ²	0,5-2,5
	flexible with multicore cable end	mm ²	0,5-1,5
Clamps per pole			1
Auxiliary Contacts ^{1) 2) 3)}			
Rated insulation voltage U_i		V~	440 ⁴⁾
Thermal rated current = I_{th}	40°C	A	25
Ambient temperature	60°C	A	25
Utilization category AC15			
Rated operational current I_e	220-240V	A	3
	380-415V	A	2
	440V	A	1,6
Utilization category DC13			
Rated operational current I_e	24-60V	A	2
per pole	110V	A	0,4
	220V	A	0,1
Short circuit protection			
Short-circuit current 1kA, contact welding not accepted, max. fuse size		gL (gG)	A 10



Symbol picture

Wiring diagrams



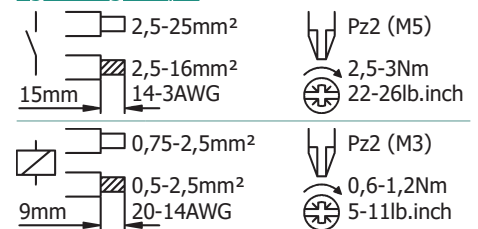
Gewicht

0,22kg

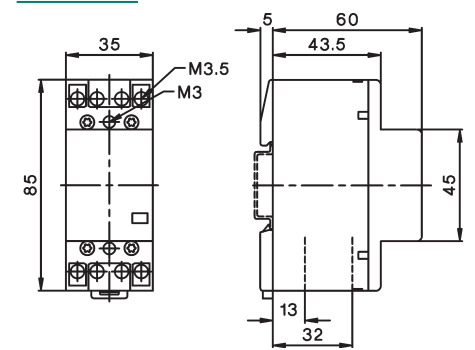
Coil voltages

R25-.. 230	220-240V 50Hz / 230-264V 60Hz
R25-.. 24	24V 50/60Hz
R25-.. 200FR	180-210V 50Hz / 200-240V 60Hz

Cable cross-sections, screw driver, tightening torque



Dimensions



- 1) Rated frequency 50/60Hz
- 2) Max. occ switching overvoltage < 4kV
- 3) Duty cycle: 100%
- 4) Suitable for: earthed-neutral systems, overvoltage category I to III, pollution degree 3 (standard-industrie): Uimp = 4kV

Technical data are subject to change without notice

Benedict GmbH
Lieblgasse 7, A-1220 Vienna
Tel.: +43 1 251 51-0
Fax: +43 1 251 51-89

e-mail: sales@benedict.at
www.benedict.at